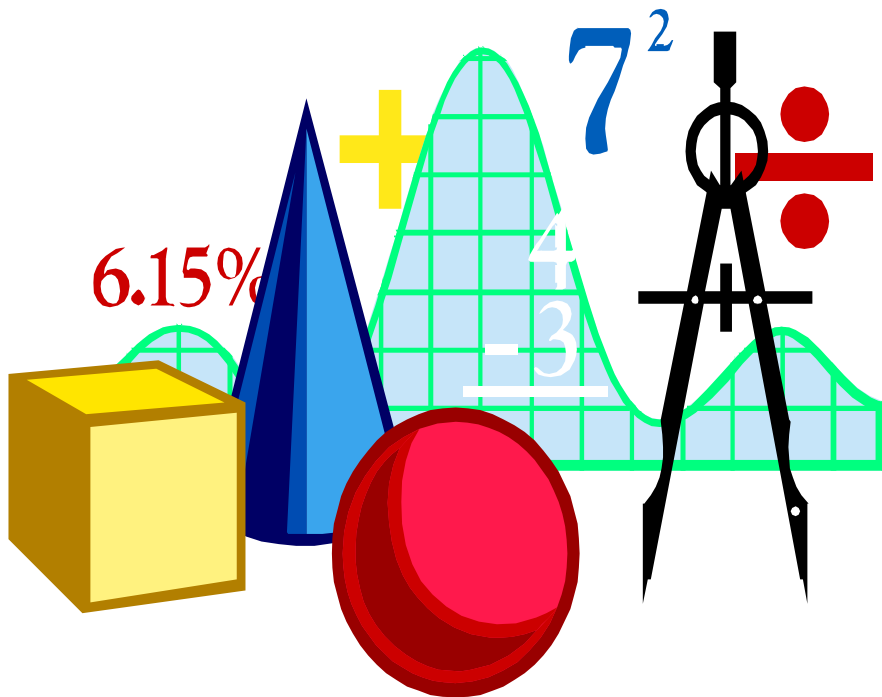


# MATHEMATICS FOR PRIMARY ONE FIRST TERM



# Sheet (1)




[1] Read and trace:

Saturday	Saturday	Saturday
Sunday	Sunday	Sunday
Monday	Monday	Monday
Tuesday	Tuesday	Tuesday
Wednesday	Wednesday	Wednesday
Thursday	Thursday	Thursday
Friday	Friday	Friday
Saturday	Saturday	Saturday
Sunday	Sunday	Sunday
Monday	Monday	Monday
Tuesday	Tuesday	Tuesday
Wednesday	Wednesday	Wednesday
Thursday	Thursday	Thursday
Friday	Friday	Friday


# [2] Read and trace:

0	1	2	3	4	5
zero	one	two	three	four	five
0	1	2	3	4	5
zero	one	two	three	four	five
0	1	2	3	4	5
zero	one	two	three	four	five
0	1	2	3	4	5
zero	one	two	three	four	five
0	1	2	3	4	5
zero	one	two	three	four	five
0	1	2	3	4	5
zero	one	two	three	four	five
0	1	2	3	4	5
zero	one	two	three	four	five
0	1	2	3	4	5
zero	one	two	three	four	five


# [3] Write the number:



.....	.....
-------	-------




.....	.....
-------	-------




.....	.....
-------	-------




.....	.....
-------	-------




.....	.....
-------	-------




.....	.....
-------	-------




.....	.....
-------	-------




.....	.....
-------	-------




.....	.....
-------	-------



.....	.....
-------	-------




.....	.....
-------	-------





.....	.....
-------	-------


# [4] Circle the correct number:





		
1	2	3


		
1	2	3


		
1	2	3


		
1	2	3

		
1	2	3

		
1	2	3

		
1	2	3

		
3	4	5

		
3	4	5

# [5] Join



3

Three



2

One



1

Two



4

Five



5

Four

# [6] Write in digits:

One .....

Two .....

Three .....

Zero .....

Four .....

Five .....

# [7] Write in Letters:

0 .....

1 .....

2 .....

3 .....

4 .....

5 .....

# Sheet (2)



## [1] Read and trace:

Saturday	Saturday	Saturday
Sunday	Sunday	Sunday
Monday	Monday	Monday
Tuesday	Tuesday	Tuesday
Wednesday	Wednesday	Wednesday
Thursday	Thursday	Thursday
Friday	Friday	Friday
Saturday	Saturday	Saturday
Sunday	Sunday	Sunday
Monday	Monday	Monday
Tuesday	Tuesday	Tuesday
Wednesday	Wednesday	Wednesday
Thursday	Thursday	Thursday
Friday	Friday	Friday

# [2] Join each set to the suitable number:




①



②




③



④



⑤





⑥








# [3] Circle the correct number:


		
2	3	4


		
1	2	3


		
1	2	3


		
1	2	3

		
2	3	4

		
1	2	3

		
1	2	3

		
3	4	5

		
2	3	4



# [4] Draw according to the number:

<b>1</b>	.....

.....	<b>Five</b>

<b>3</b>	.....

<b>2</b>	.....

.....	<b>four</b>

.....	<b>three</b>


<b>0</b>	.....

.....	<b>two</b>

.....	<b>one</b>



# [5] Write the number:



.....

.....



.....

.....




.....

.....



.....


.....





.....


.....


[6] Colour according to the number and complete:


	
1	.....

	
.....	two


	
3	.....

	
0	.....

	
.....	four


	
.....	Five

[7] Write the missing number on the number line:



# [8] Colour the parrot:

Red	1
Blue	2
Yellow	3
Green	4
Orange	5



# Sheet (3)



## [1] Read and trace:

6	7	8	9	10
six	seven	eight	nine	ten
6	7	8	9	10
six	seven	eight	nine	ten
6	7	8	9	10
six	seven	eight	nine	ten
6	7	8	9	10
six	seven	eight	nine	ten
6	7	8	9	10
six	seven	eight	nine	ten
6	7	8	9	10
six	seven	eight	nine	ten
6	7	8	9	10
six	seven	eight	nine	ten
6	7	8	9	10
six	seven	eight	nine	ten

# [2] Join each set to the suitable number:



①



②



⑥



⑤




⑦




⑧



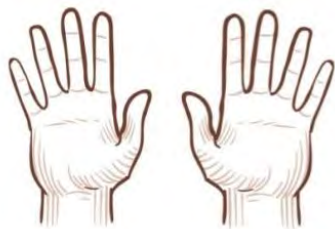
④



⑨




# [3] Write the number:






# [4] Write the number:




.....	.....
-------	-------




.....	.....
-------	-------




.....	.....
-------	-------




.....	.....
-------	-------




.....	.....
-------	-------




.....	.....
-------	-------




.....	.....
-------	-------



.....	.....
-------	-------



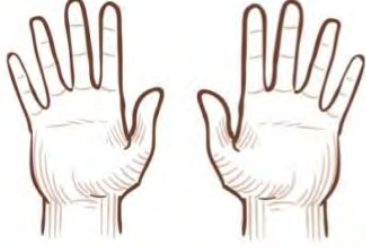
.....	.....
-------	-------



.....	.....
-------	-------



.....	.....
-------	-------



.....	.....
-------	-------

[5] Circle the correct number:

7	8	9

7	8	9

1	2	3

7	9	8

6	7	8






6	7	8


8	9	10

6	3	4

6	5	4















1	 brown	2	 orange	3	 blue
4	 yellow	5	 green		












# Sheet (4)

[1] Circle the group that has 1 more than the first one:

[2] Circle the group that has 1 less than the first one:

[3] Write the missing numbers:

1

2

4

4

5

8

6

7

8

2

3

5







# [5] Write the number:




.....	.....
-------	-------



.....	.....
-------	-------




.....	.....
-------	-------



.....	.....
-------	-------

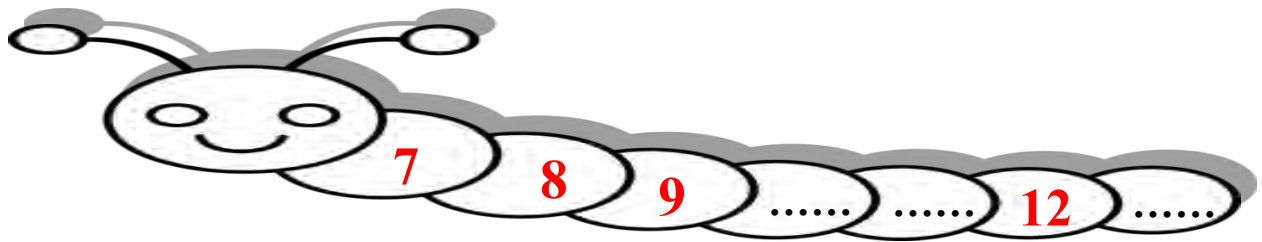
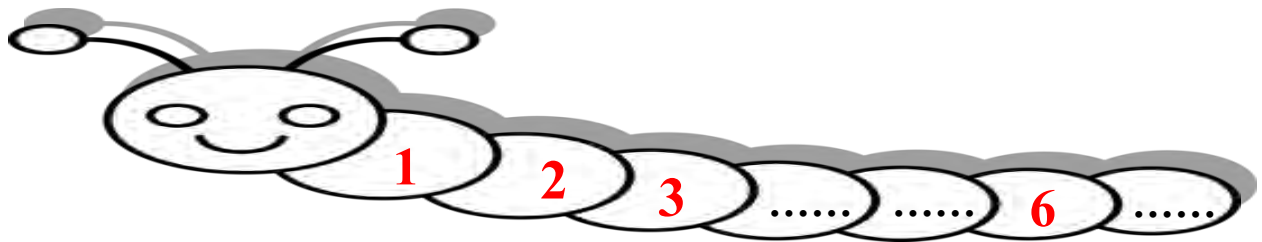


.....	.....
-------	-------




.....	.....
-------	-------


# [6] Complete:








# [7] Circle the correct number:


		
7	8	9


		
7	8	9


		
10	11	12


		
7	9	8


		
6	7	8


		
6	7	8


		
11	12	13

		
10	11	12

		
6	7	8

		
4	5	6

		
6	7	8


		
2	3	4

# Sheet (5)


## [1] Read and trace:

14	15
fourteen	fifteen
14	15
fourteen	fifteen
14	15
fourteen	fifteen
16	17
sixteen	seventeen
16	17
sixteen	seventeen
16	17
sixteen	seventeen
16	17
sixteen	seventeen
16	17
sixteen	seventeen


# [2] Write the number:




.....	.....
-------	-------




.....	.....
-------	-------




.....	.....
-------	-------




.....	.....
-------	-------



.....	.....
-------	-------




.....	.....
-------	-------




.....	.....
-------	-------



.....	.....
-------	-------




.....	.....
-------	-------



.....	.....
-------	-------



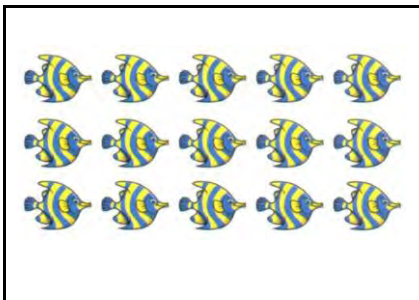
.....	.....
-------	-------



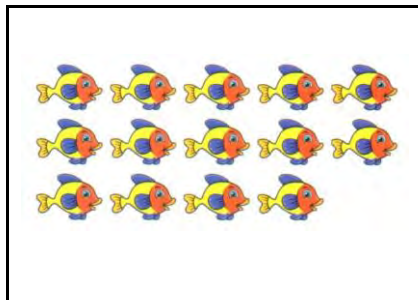
.....	.....
-------	-------




# [3] Circle the correct number:




14	15	16
----	----	----




14	15	16
----	----	----



10	11	12
----	----	----



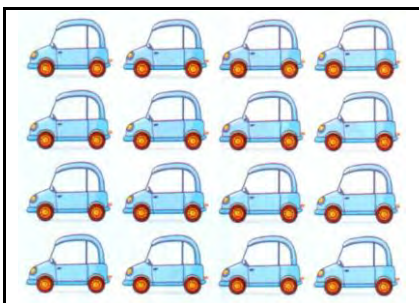
7	9	8
---	---	---



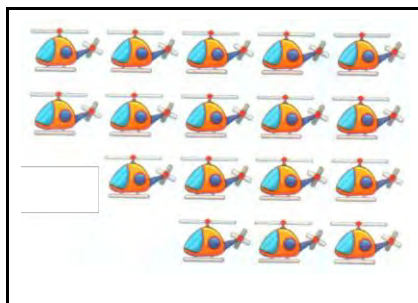
6	7	8
---	---	---




6	7	8
---	---	---



14	15	16
----	----	----




15	16	17
----	----	----



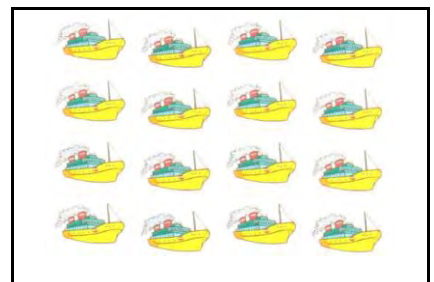
6	7	8
---	---	---



15	16	17
----	----	----

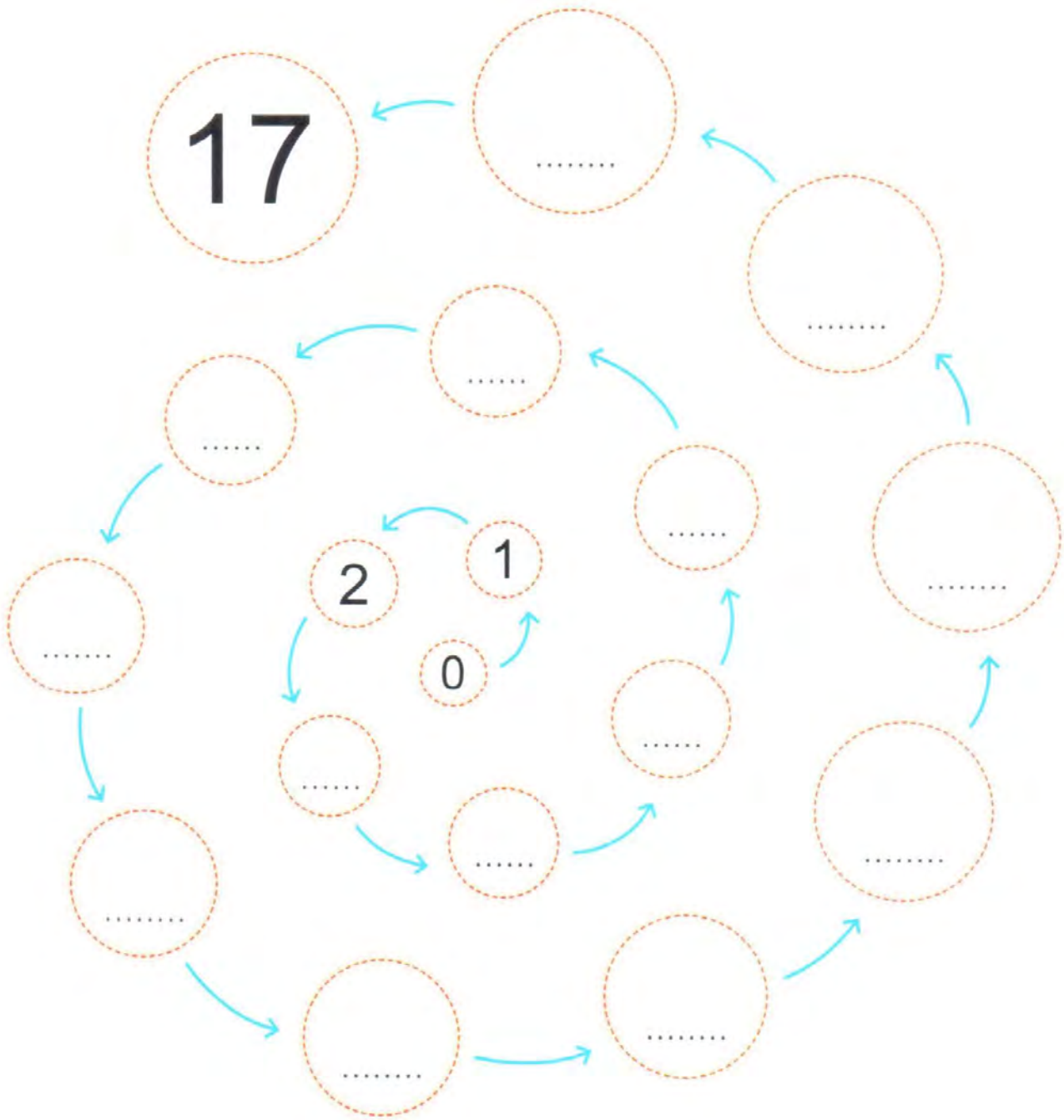


6	7	8
---	---	---



15	16	17
----	----	----

# [4] Complete:



# [5] Complete:



[6] Complete using (>), (<) or (=):

2 ..... 3

4 ..... 5

6 ..... 8

0 ..... 9

6 ..... 6

5 ..... 1

7 ..... 2

5 ..... 3

2 ..... 2

6 ..... 0

7 ..... 9

4 ..... 8

0 ..... 10

3 ..... 1

7 ..... 8

11 ..... 9

3 ..... 5

7 ... 3

9 ..... 12

10 ..... 1

14 ... 8

8 ..... 6

16 ... 10

7 ... 15

2 ..... 12

14 ... 17

12 ... 14

9 ..... 9

11 ... 10

17 ... 15

9 ..... 9

9 ... 17

12 ... 10



[7] Complete with the suitable number:

.... > 0

.... < 9

.... < 10

.... > 16

.... < 16

.... > 15

# Important Vocabulary

>

<

=

more than

less than

equal to

more than

less than

equal to

more than

less than

equal to

more than

less than

equal to

more than

less than

equal to

more than

less than

equal to

more than

less than

equal to

more than

less than

equal to

more than

less than

equal to

more than

less than

equal to

more than

less than

equal to

more than

less than

equal to

more than

less than

equal to

more than

less than

equal to

more than

less than

equal to

more than

less than

equal to

1



2



3




4



5



6





# Sheet (6)

## [1] Read and trace:

18	19
eighteen	nineteen
18	19
eighteen	nineteen
18	19
eighteen	nineteen
18	19
eighteen	nineteen
18	19
eighteen	nineteen
20	20
twenty	twenty
20	20
twenty	twenty
20	20
twenty	twenty
eighteen	nineteen
twenty	twenty
eighteen	nineteen



[2] Write the number:

.....	.....
-------	-------

.....	.....
-------	-------

.....	.....
-------	-------

.....	.....
-------	-------

.....	.....
-------	-------

.....	.....
-------	-------

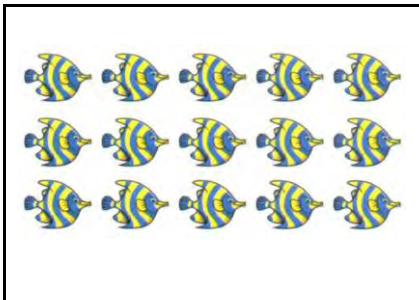
.....	.....
-------	-------

.....	.....
-------	-------

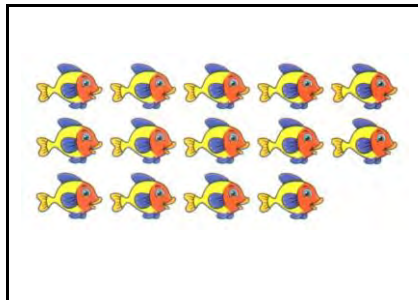
.....	.....
-------	-------




# [3] Circle the correct number:




14	15	16
----	----	----



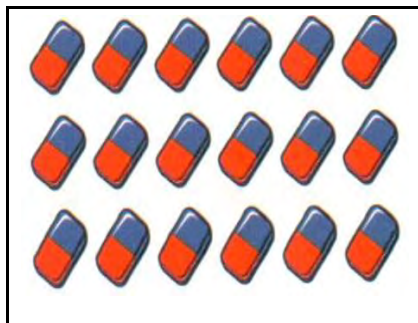
14	15	16
----	----	----




10	11	12
----	----	----



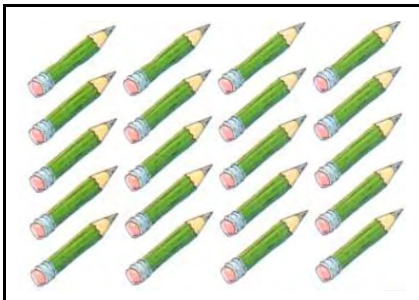
18	19	20
----	----	----



18	19	20
----	----	----




6	7	8
---	---	---



18	19	20
----	----	----




15	16	17
----	----	----



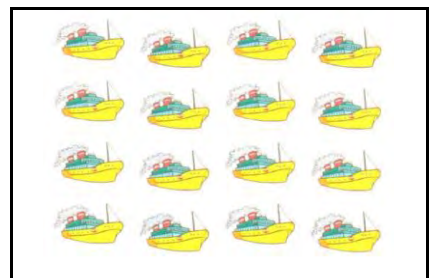
6	7	8
---	---	---



15	16	17
----	----	----

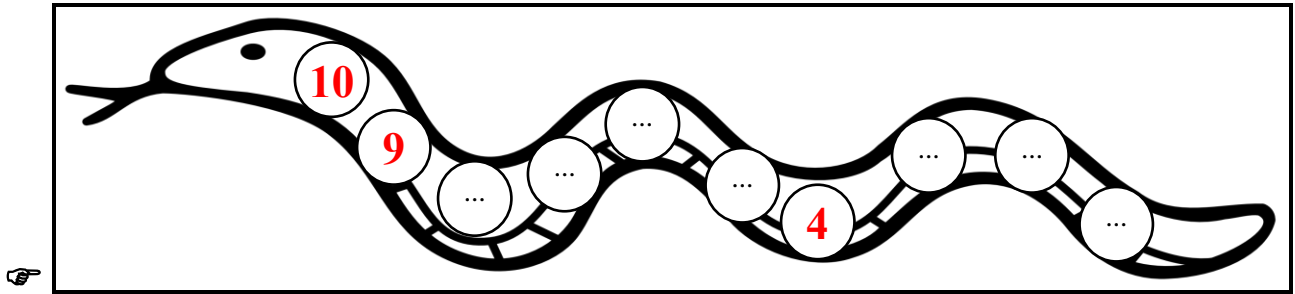
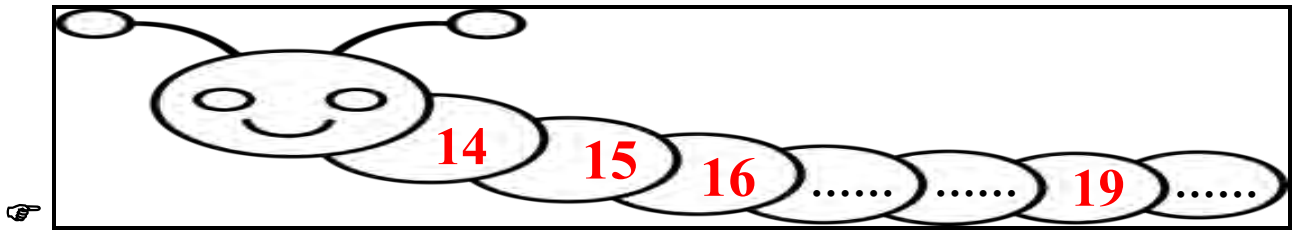


6	7	8
---	---	---



15	16	17
----	----	----

[4] Complete:



[5] Complete using ( > , < or = ):

2 ... 3

7 ... 5

6 ... 6

12 ... 13

7 ... 15

16 ... 20

14 ... 12

9 ... 11

13 ... 13

15 ... 18

19 ... 19

20 ... 17

[6] Complete using the suitable number:

... > 3

... = 9

... < 8

... > 12

... = 3

... < 14






... > 14

... = 20


... < 12

# [7] Color according to the number:




9					
8					
7					
6					
5					
4					
3					
2					
1					
					

# [8] Color according to the number:



Number of Bakery Treats

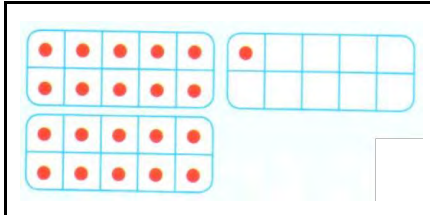
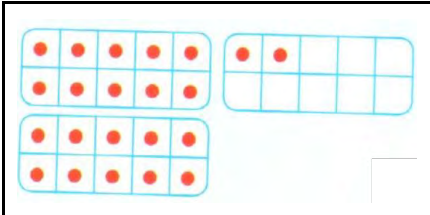
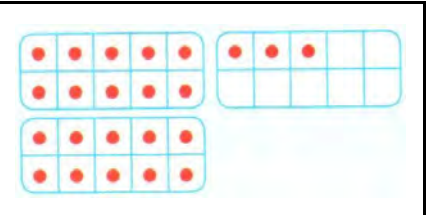


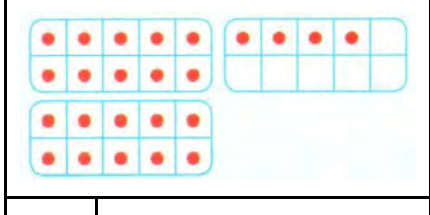
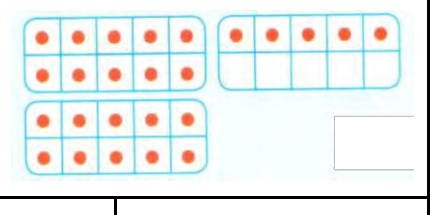
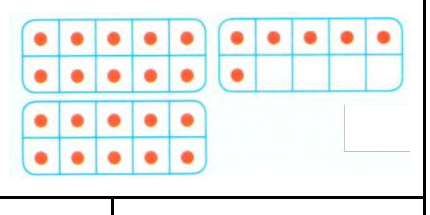
# Sheet (7)

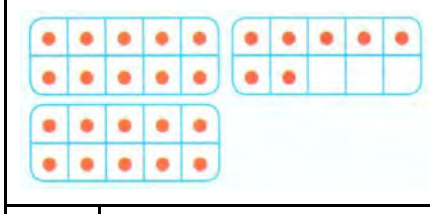
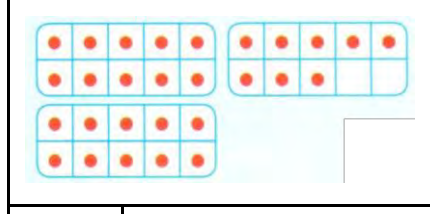
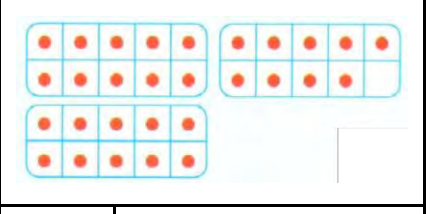
## [1] Read and trace:


21 twenty-one	21 twenty-one
22 twenty-two	22 twenty-two
23 twenty-three	23 twenty-three
24 twenty-four	24 twenty-four
25 twenty-five	25 twenty-five
26 twenty-six	26 twenty-six
27 twenty-seven	27 twenty-seven
28 twenty-eight	28 twenty-eight
29 twenty-nine	29 twenty-nine
25 twenty-five	25 twenty-five
26 twenty-six	26 twenty-six
27 twenty-seven	27 twenty-seven
28 twenty-eight	28 twenty-eight
29 twenty-nine	29 twenty-nine
28 twenty-eight	28 twenty-eight
29 twenty-nine	29 twenty-nine


# [2] Write the number:

 ..... .....	 ..... .....	 ..... .....
---	--	---

 ..... .....	 ..... .....	 ..... .....
---	--	---

 ..... .....	 ..... .....	 ..... .....
---	--	---

 ..... .....
---

 ..... .....
--





.....	.....

.....	.....

.....	.....

.....	.....

.....	.....

.....	.....





.....	.....

.....	.....

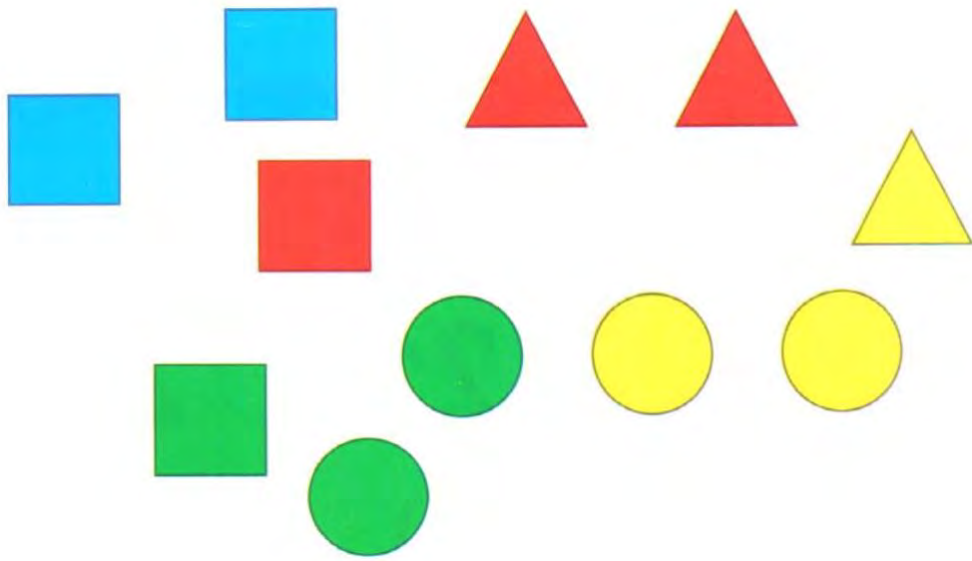
.....	.....

.....	.....


.....	.....

.....	.....

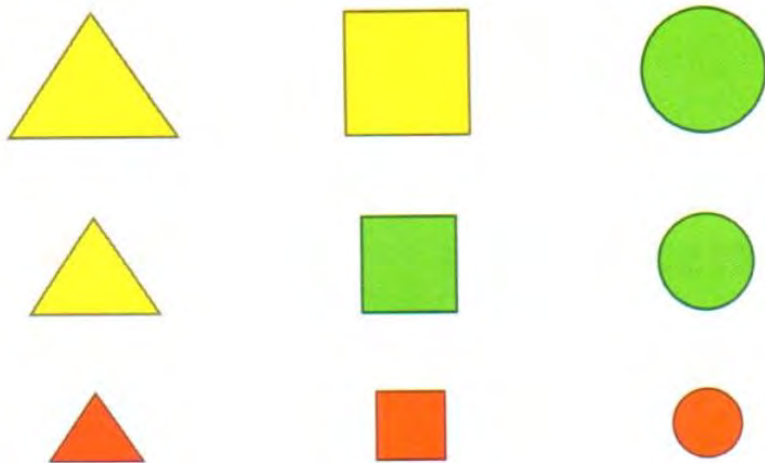
[3] Classify according to the shape:



[4] Color the same shape with the same color:



[5] Classify according to the Shape:



Sheet (8)

[1] Read and trace:

30 thirty	30 thirty
30 thirty	30 thirty
30 thirty	30 thirty
30 thirty	30 thirty
30 thirty	30 thirty
30 thirty	30 thirty
30 thirty	30 thirty
30 thirty	30 thirty
30 thirty	30 thirty
30 thirty	30 thirty
30 thirty	30 thirty
30 thirty	30 thirty
30 thirty	30 thirty
30 thirty	30 thirty
30 thirty	30 thirty
30 thirty	30 thirty
28 twenty-eight	28 twenty-eight
29 twenty-nine	29 twenty-nine

[2] Complete using (>), (<) or (=):

20 ○ 25

21 ○ 29

28 ○ 28

0 ○ 28




27 ○ 25

28 ○ 23


Wael has 5  in Arabic and 4  in English  
How many  does Wael have ?



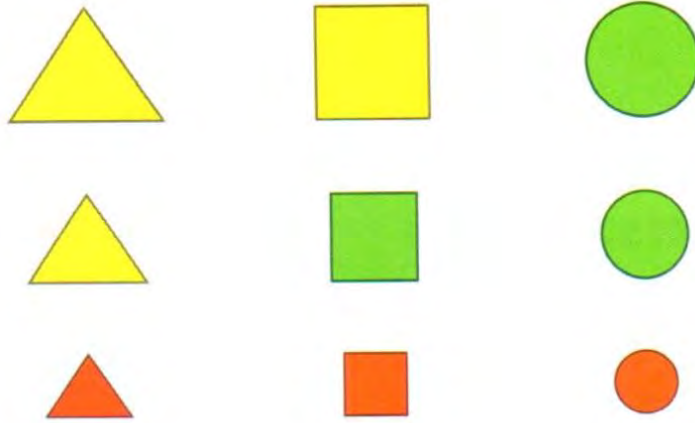
What Wael has =  +  =  

Ali caught 4  and Rami caught 2   
Find the number of  with both.

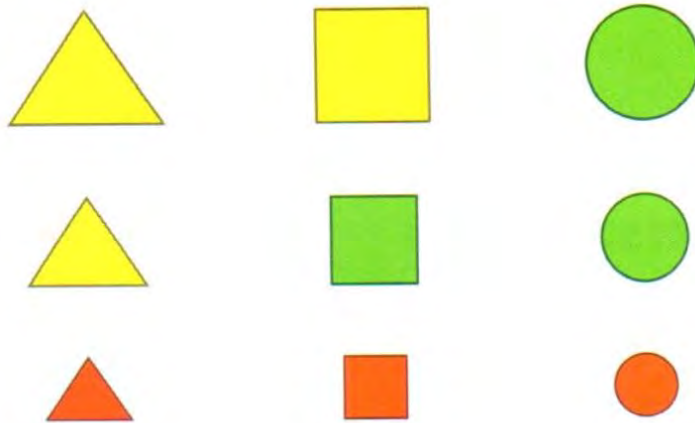


The number of fish =  +  =  

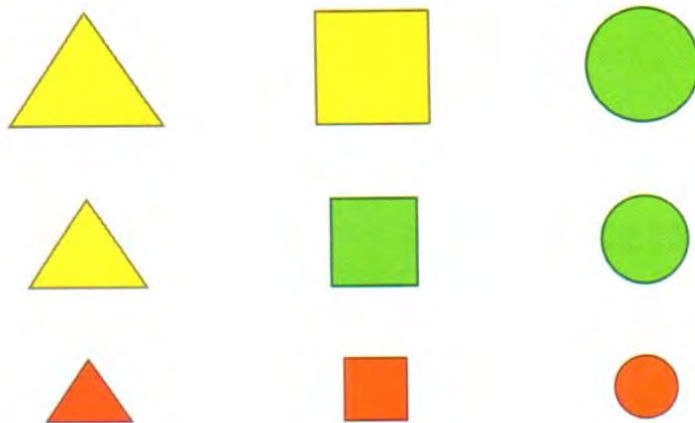
[3] Classify according to the Shape:



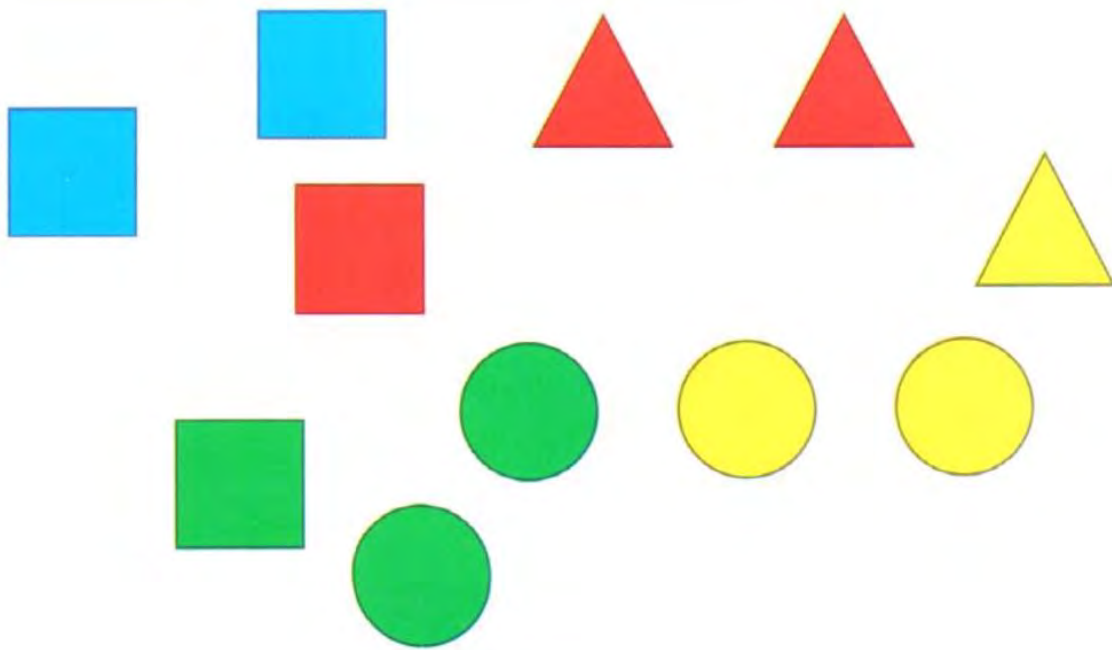
[4] Classify according to the color:



[5] Classify according to the size:



[6] Classify according to the color:











[7] Classify according to the color:

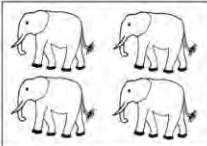
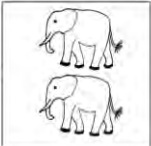
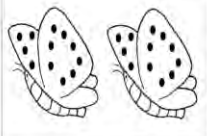





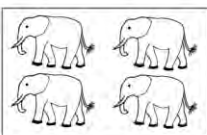

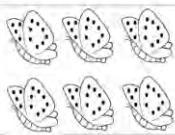

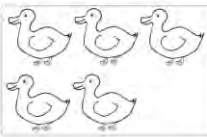
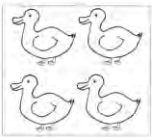
# [8] Complete:







20 22 24 26 28 30

# [9] Add:

	+		=	<input type="text"/>
	+		=	<input type="text"/>
	+		=	<input type="text"/>
	+		=	<input type="text"/>


	+		=	<input type="text"/>
	+		=	<input type="text"/>
	+		=	<input type="text"/>

	+		=	<input type="text"/>
	+		=	<input type="text"/>
	+		=	<input type="text"/>

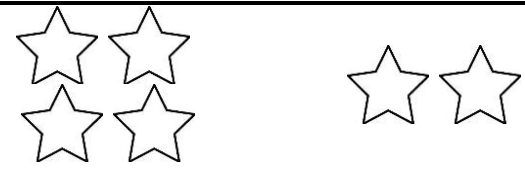
	+		=	<input type="text"/>
	+		=	<input type="text"/>
	+		=	<input type="text"/>




# [10] Complete as in the example:




$5 + 4 = 9$




..... + ..... = .....



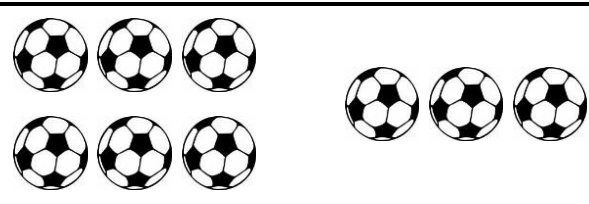
..... + ..... = .....



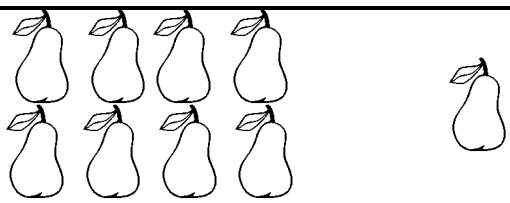
..... + ..... = .....



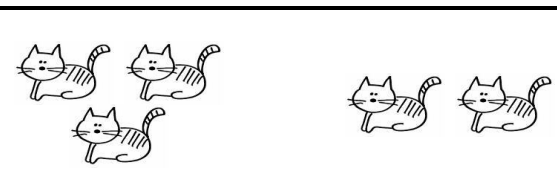
..... + ..... = .....



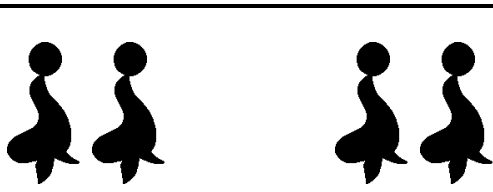
..... + ..... = .....




..... + ..... = .....



..... + ..... = .....



..... + ..... = .....



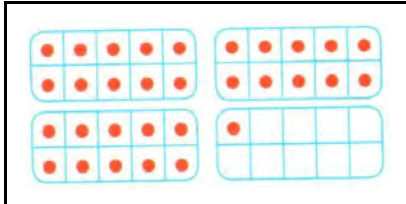
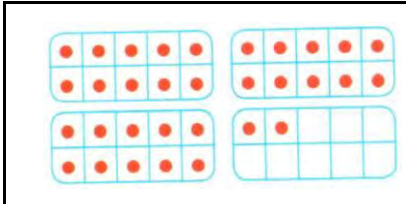
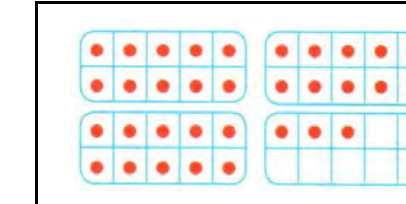
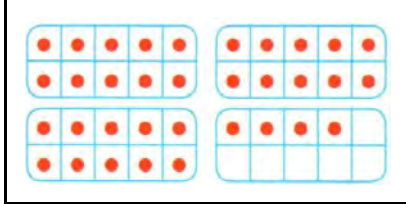
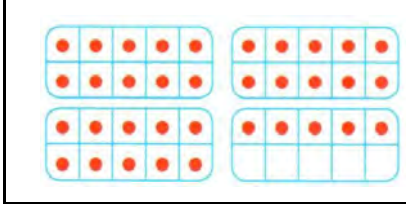
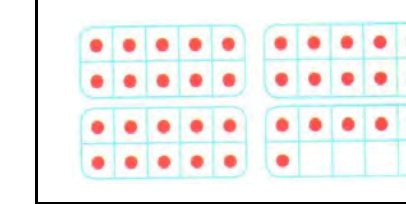
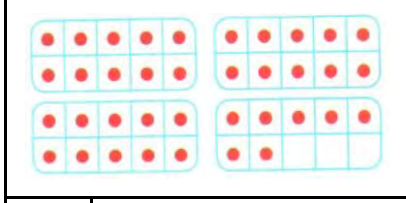
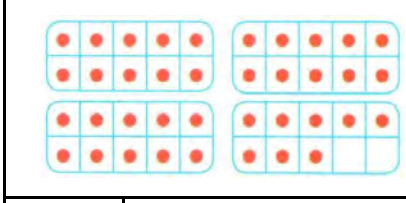
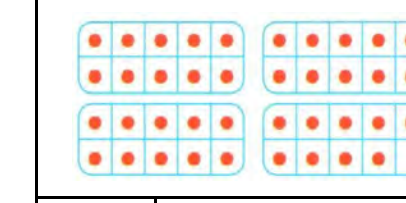



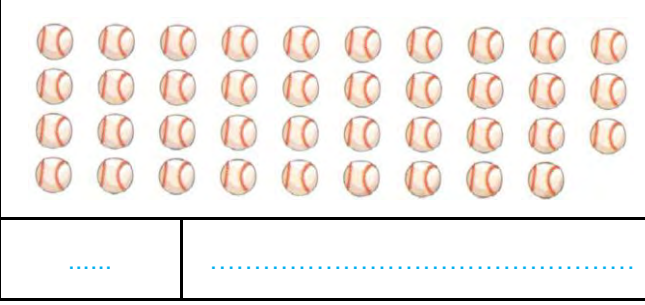
..... + ..... = .....

# Sheet (9)

## [1] Read and trace:

31 thirty-one	31 thirty-one
32 thirty-two	32 thirty-two
33 thirty-three	33 thirty-three
34 thirty-four	34 thirty-four
35 thirty-five	35 thirty-five
36 thirty-six	36 thirty-six
37 thirty-seven	37 thirty-seven
38 thirty-eight	38 thirty-eight
39 thirty-nine	39 thirty-nine
35 thirty-five	35 thirty-five
36 thirty-six	36 thirty-six
37 thirty-seven	37 thirty-seven
38 thirty-eight	38 thirty-eight
39 thirty-nine	39 thirty-nine
37 thirty-seven	37 thirty-seven
38 thirty-eight	38 thirty-eight
39 thirty-nine	39 thirty-nine

# [2] Write the number:

 ..... .....	 ..... .....	 ..... .....
 ..... .....	 ..... .....	 ..... .....
 ..... .....	 ..... .....	 ..... .....
 ..... .....	 ..... .....	
 ..... .....	 ..... .....	



.....	.....

.....	.....

.....	.....

.....	.....

.....	.....

.....	.....

.....	.....

.....	.....

.....	.....
-------	-------

.....	.....
-------	-------

.....	.....
-------	-------






.....	.....
-------	-------






## [3] Subtract:

$\begin{array}{r} 4 \\ -3 \\ \hline \end{array}$
$\begin{array}{r} 6 \\ -4 \\ \hline \end{array}$
$\begin{array}{r} 3 \\ -1 \\ \hline \end{array}$
$\begin{array}{r} 7 \\ -4 \\ \hline \end{array}$
$\begin{array}{r} 5 \\ -3 \\ \hline \end{array}$






$\begin{array}{r} 4 \\ -1 \\ \hline \end{array}$
$\begin{array}{r} 6 \\ -2 \\ \hline \end{array}$
$\begin{array}{r} 3 \\ -2 \\ \hline \end{array}$
$\begin{array}{r} 7 \\ -5 \\ \hline \end{array}$
$\begin{array}{r} 5 \\ -4 \\ \hline \end{array}$






# [4] Subtract:





 $\begin{array}{r} 4 \\ -1 \\ \hline \end{array}$
 $\begin{array}{r} 5 \\ -3 \\ \hline \end{array}$
 $\begin{array}{r} 3 \\ -2 \\ \hline \end{array}$
 $\begin{array}{r} 6 \\ -2 \\ \hline \end{array}$
 $\begin{array}{r} 5 \\ -4 \\ \hline \end{array}$


 $\begin{array}{r} 4 \\ -3 \\ \hline \end{array}$
 $\begin{array}{r} 5 \\ -3 \\ \hline \end{array}$
 $\begin{array}{r} 6 \\ -1 \\ \hline \end{array}$
 $\begin{array}{r} 7 \\ -4 \\ \hline \end{array}$
 $\begin{array}{r} 8 \\ -1 \\ \hline \end{array}$

# [5] Subtract:

 $\begin{array}{r} 4 \\ -2 \\ \hline \end{array}$
 $\begin{array}{r} 5 \\ -2 \\ \hline \end{array}$
 $\begin{array}{r} 6 \\ -3 \\ \hline \end{array}$
 $\begin{array}{r} 7 \\ -3 \\ \hline \end{array}$
 $\begin{array}{r} 8 \\ -2 \\ \hline \end{array}$

 $\begin{array}{r} 4 \\ -1 \\ \hline \end{array}$
 $\begin{array}{r} 5 \\ -3 \\ \hline \end{array}$
 $\begin{array}{r} 6 \\ -2 \\ \hline \end{array}$
 $\begin{array}{r} 7 \\ -2 \\ \hline \end{array}$
 $\begin{array}{r} 8 \\ -3 \\ \hline \end{array}$

1	 yellow	2	 red
3	 green	4	 brown



Sheet (10)

[1] Read and trace:

40 forty	40 forty
41 forty-one	41 forty-one
42 forty-two	42 forty-two
43 forty-three	43 forty-three
44 forty-four	44 forty-four
45 forty-five	45 forty-five
46 forty-six	46 forty-six
47 forty-seven	47 forty-seven
48 forty-eight	48 forty-eight
49 forty-nine	49 forty-nine
45 forty-five	45 forty-five
46 forty-six	46 forty-six
47 forty-seven	47 forty-seven
48 forty-eight	48 forty-eight
37 thirty-seven	37 thirty-seven
38 thirty-eight	38 thirty-eight
39 thirty-nine	39 thirty-nine



[2] Write the time:



2 o'clock



o'clock



o'clock



o'clock



o'clock



o'clock

# [3] Write the time:



It is ..... **6** ..... o'clock.



It is ..... o'clock.



It is ..... o'clock.



It is ..... o'clock.



It is ..... o'clock.



It is ..... o'clock.

# [4] Match:



# [5] Circle:



# Sheet (11)

## [1] Read and trace:

50 fifty	50 fifty
51 fifty-one	51 fifty-one
52 fifty-two	52 fifty-two
53 fifty-three	53 fifty-three
54 fifty-four	54 fifty-four
55 fifty-five	55 fifty-five
56 fifty-six	56 fifty-six
57 fifty-seven	57 fifty-seven
58 fifty-eight	58 fifty-eight
59 fifty-nine	59 fifty-nine
56 fifty-six	56 fifty-six
57 fifty-seven	57 fifty-seven
58 fifty-eight	58 fifty-eight
59 fifty-nine	59 fifty-nine
56 fifty-six	56 fifty-six
57 fifty-seven	57 fifty-seven
58 fifty-eight	58 fifty-eight

# [2] Belong and does not belong

## Fruits



## Wild animals



## Pets



## Flowers



# Sheet (12)

## [1] Read and trace:

60 sixty	60 sixty
70 seventy	70 seventy
80 eighty	80 eighty
90 ninety	90 ninety
100 hundred	100 hundred
60 sixty	60 sixty
70 seventy	70 seventy
80 eighty	80 eighty
90 ninety	90 ninety
100 hundred	100 hundred
70 seventy	70 seventy
80 eighty	80 eighty
90 ninety	90 ninety
100 hundred	100 hundred
70 seventy	70 seventy
80 eighty	80 eighty
90 ninety	90 ninety

[2] Add:

$8 + 5 = \dots$

$6 + 4 = \dots$

$9 + 7 = \dots$

$6 + 9 = \dots$

$5 + 3 = \dots$

$8 + 4 = \dots$

$9 + 5 = \dots$

$6 + 8 = \dots$

$8 + 7 = \dots$

$6 + 6 = \dots$

$7 + 4 = \dots$

$5 + 5 = \dots$

$5 + 4 = \dots$

$7 + 3 = \dots$

$2 + 6 = \dots$

[3] Circle the correct answer:

$1 + 3 = \dots \quad (3, 4, 5)$

$2 + 3 = \dots \quad (3, 4, 5)$

$4 + 3 = \dots \quad (7, 6, 5)$

$5 + 4 = \dots \quad (7, 8, 9)$

$2 + 5 = \dots \quad (5, 6, 7)$

$2 + 4 = \dots \quad (2, 4, 6)$

$1 + 4 = \dots \quad (3, 4, 5)$

$6 + 3 = \dots \quad (3, 6, 9)$

$8 + 1 = \dots \quad (1, 9, 8)$

$7 + 2 = \dots \quad (1, 4, 9)$

$4 + 0 = \dots \quad (0, 4, 6)$

$9 + 0 = \dots \quad (9, 0, 1)$

$2 + 6 = \dots \quad (6, 7, 8)$

$5 + 1 = \dots \quad (3, 6, 9)$

[4] Complete using (>), (<) or (=):

$6 + 1 \dots\dots 2 + 6$

$3 + 4 \dots\dots 2 + 5$

$5 + 3 \dots\dots 2 + 7$

$9 + 0 \dots\dots 5 + 4$

$3 + 2 \dots\dots 1 + 4$

$1 + 8 \dots\dots 2 + 3$

$5 + 1 \dots\dots 2 + 4$

$6 + 2 \dots\dots 1 + 4$

$2 + 0 \dots\dots 3 + 1$

$2 + 2 \dots\dots 0 + 4$

[5] Complete using (>) , (<) or (=):

$6 + 1 \dots\dots 6 - 2$

$3 + 4 \dots\dots 2 - 1$

$5 + 3 \dots\dots 9 - 1$

$7 + 0 \dots\dots 6 + 1$

$3 + 2 \dots\dots 6 - 4$

$1 + 8 \dots\dots 9 - 0$

$5 + 1 \dots\dots 3 - 1$

$6 + 2 \dots\dots 6 - 1$

$2 + 0 \dots\dots 9 - 7$

$2 + 2 \dots\dots 8 - 3$

$3 + 5 \dots\dots 7 - 1$

$2 + 1 \dots\dots 8 - 2$